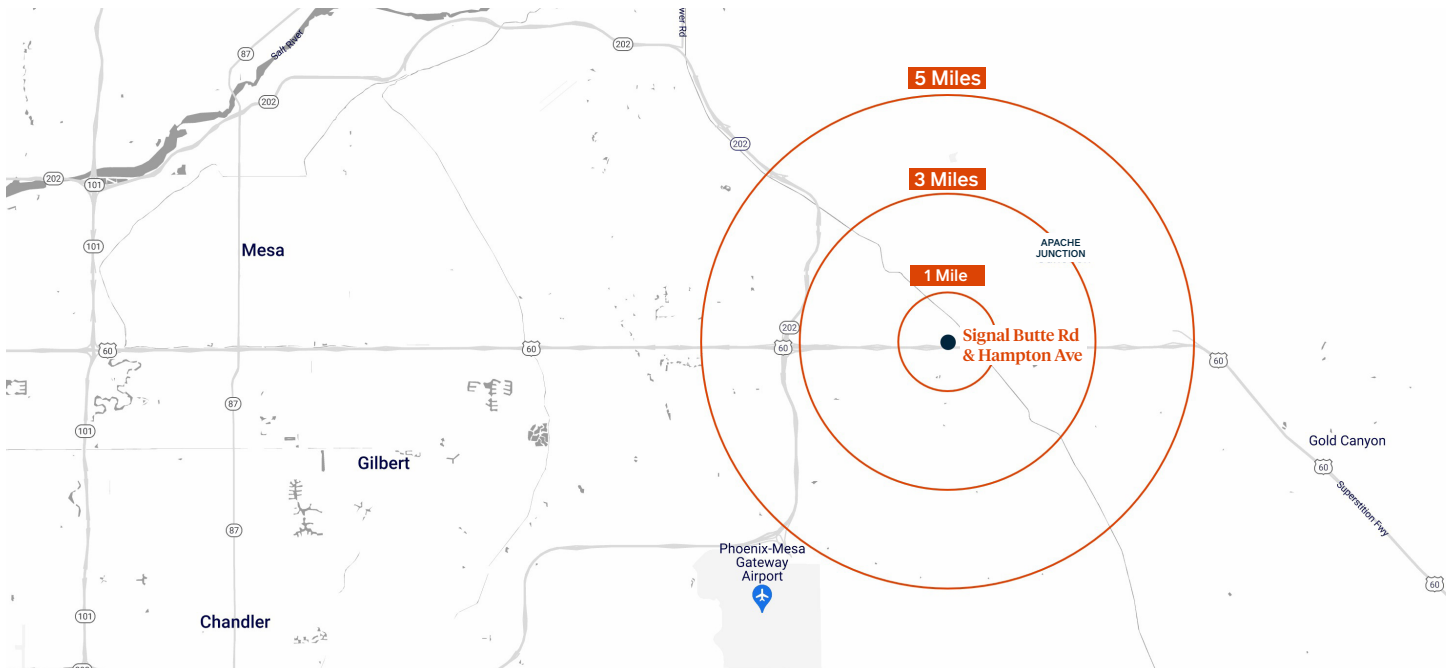


Signal Butte Road & Hampton Avenue



SWC SOUTH SIGNAL RD & EAST HAMPTON AVE

Area Highlights

- This 10-acre mixed-use development features multi-tenant and single-use retail PADs, as well as a planned 4-story hotel. The ideal location has close proximity to the 202 Freeway and Hwy 60.
- This site is nestled in the Elliot Road Technology Corridor, which attracts large, industry leaders such as Apple, Niagara Bottling, EdgeCore, and health/research providers. It is also minutes away from the Phoenix-Mesa Gateway Airport.
- Mesa is a city just east of Phoenix, in Arizona. Mesa Grande Cultural Park is a popular family-oriented tourist attraction. The nearby Mesa Arts Center presents theater, musicals and contemporary art exhibits.

2022 EST.

Demographics

	1 mile	3 miles	5 miles
Population	8,194	93,979	203,183
Employee Population	8,626	77,756	165,612
Average Household Income	\$109,318	\$86,663	\$93,344
Median Household Income	\$85,473	\$63,019	\$68,158

LEASING CONTACTS

Our Team



Jake Heims

SENIOR DIRECTOR, RETAIL SALES & LEASING
jheims@thompsonthrift.com

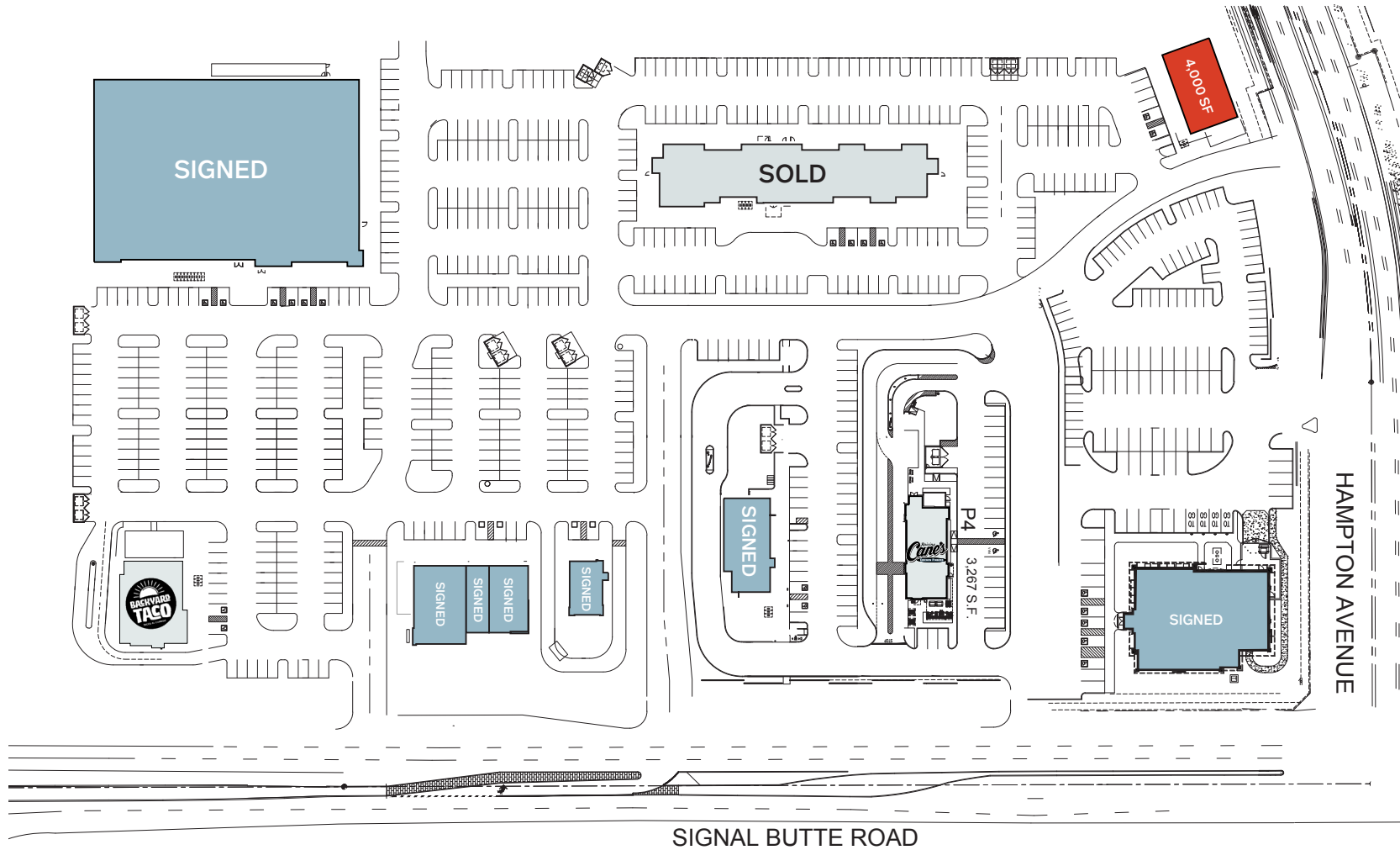
Direct / 602-313-8636 Mobile / 480-297-7561



Chris Hake

SENIOR VICE PRESIDENT,
DIRECTOR OF SOUTHWEST REGION, RETAIL
chake@thompsonthrift.com

Direct / 602-313-8632 Mobile / 317-519-8446



KEY

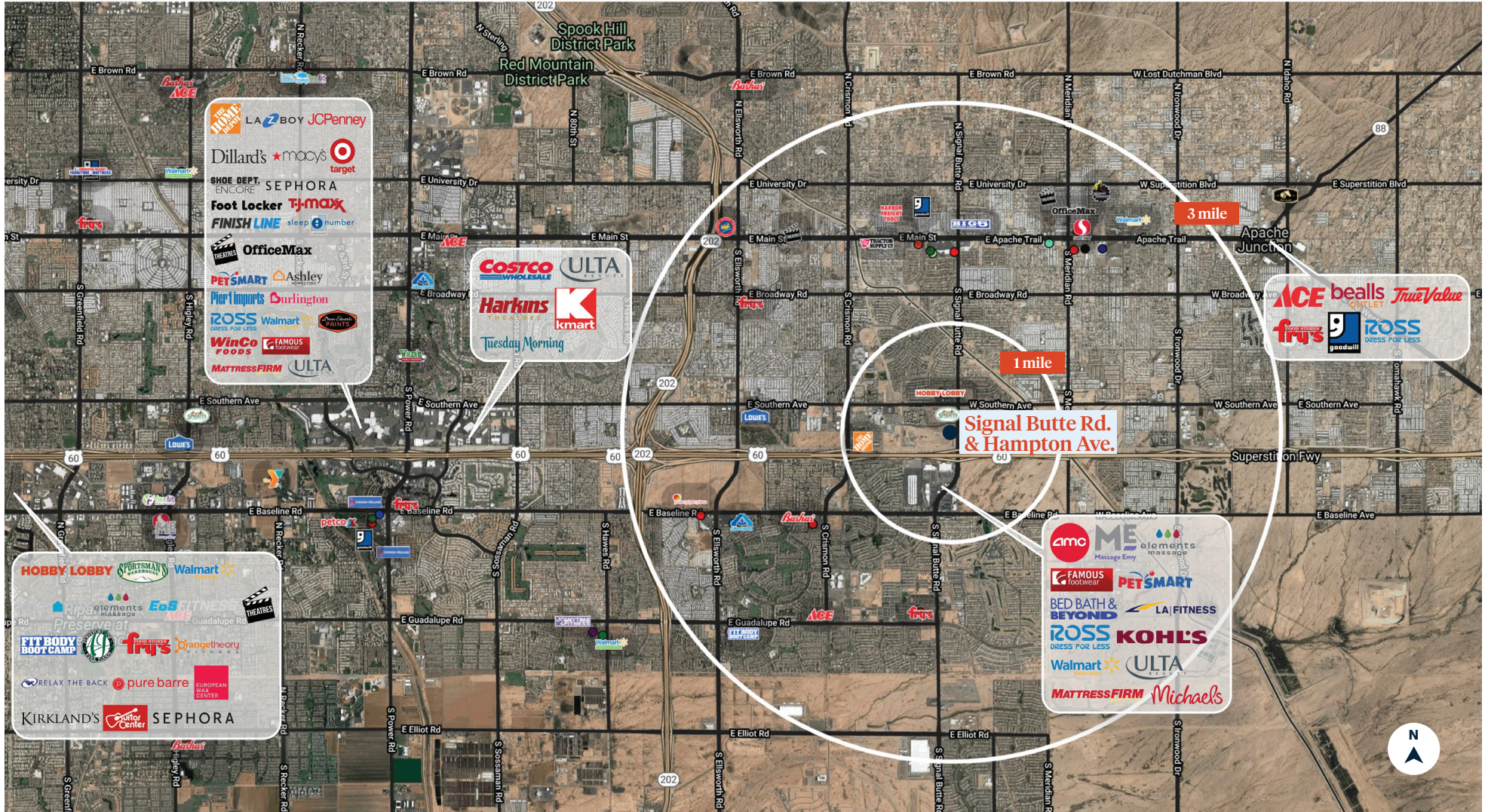
- Available
- Neg. LOI
- Neg. Lease / PSA
- Signed
- Sold

Jake Heims

SENIOR DIRECTOR, RETAIL SALES & LEASING **Direct** / 602-313-8636
jheims@thompsonthrift.com **Mobile** / 480-297-7561

111 Monument Circle, Suite 1500, Indianapolis, IN 46204
ThompsonThrift.com

Signal Butte Road & Hampton Avenue



Jake Heims

SENIOR DIRECTOR, RETAIL SALES & LEASING **Direct** / 602-313-8636
jheims@thompsonthrift.com **Mobile** / 480-297-7561

111 Monument Circle, Suite 1500, Indianapolis, IN 46204
ThompsonThrift.com